




POSITAL

FRABA

IXARC Incremental Encoder UCD-IPH00-00001-M100-PRL



The picture is for presentation purposes only. Please refer to the detailed technical drawing at the end of the page.

Interface

Interface	Programmable Incremental
Programming Functions	PPR (1-16384), Output, Counting Direction
Configuration Tool	UBIFAST Configuration Tool (Version \geq 1.6.3)

Outputs

Output Driver	Push-Pull (HTL)
Output Voltage High Level Push-Pull (HTL)	$> 4 \text{ V}$ @ 4.75-9 V Supply Voltage $> \text{V}-3 \text{ V}$ @ 9-30 V Supply Voltage
Output Voltage Low Level Push-Pull (HTL)	$< 0.5 \text{ V}$
Output Voltage High Level RS422 (TTL)	$> 4 \text{ V}$
Output Voltage Low Level RS422 (TTL)	$< 0.5 \text{ V}$
Maximum Frequency Response	1 MHz
Maximum Switching Current	50 mA per Channel

Electrical Data

Supply Voltage	4.75 - 30 VDC
Current Consumption	$\leq 140 \text{ mA}$ @ 5V DC, $\leq 70 \text{ mA}$ @ 10V DC, $\leq 40 \text{ mA}$ @ 24V DC

Data Sheet
Printed at 13-05-2021 07:05



POSITAL

FRABA

Power Consumption	≤ 1.0 W
Start-Up Time	< 1 s
Min. Load Resistance	120 Ω
Reverse Polarity Protection	Yes
Short Circuit Protection	Yes
EMC: Emitted Interference	DIN EN 61000-6-4
EMC: Noise Immunity	DIN EN 61000-6-2
MTTF	280 years @ 40 °C

Sensor

Technology	Magnetic
Accuracy (INL)	±0.0878° (≤ 12 bit)
Duty Cycle	180° ± 27° (Speed > 100RPM)
Phase Angle	90° ± 14° (Speed > 100RPM)

Environmental Specifications

Protection Class (Shaft)	IP65
Protection Class (Housing)	IP65
Operating Temperature	-40 °C (-40 °F) - +85 °C (+185 °F)
Humidity	98% RH, no condensation

Mechanical Data

Mechanical Data

Housing Material	Steel
Housing Coating	Cathodic corrosion protection (>720 hrs salt spray resistance)
Flange Type	Clamp, ø 58 mm (M)
Flange Material	Aluminum
Shaft Type	Solid, Single Flat, Length = 20 mm
Shaft Diameter	ø 10 mm (0.39")
Shaft Material	Stainless Steel V2A (1.4305, 303)
Max. Shaft Load	Axial 40 N, Radial 110 N
Rotor Inertia	≤ 30 gcm ² [≤ 0.17 oz-in ²]
Friction Torque	≤ 3 Ncm @ 20 °C (4.2 oz-in @ 68 °F)
Max. Permissible Mechanical Speed	≤ 12000 1/min
Shock Resistance	≤ 100 g (half sine 6 ms, EN 60068-2-27)

Data Sheet

Printed at 13-05-2021 07:05



POSITAL

FRABA

Permanent Shock Resistance	≤ 10 g (half sine 16 ms, EN 60068-2-29)
Vibration Resistance	≤ 10 g (10 Hz - 1000 Hz, EN 60068-2-6)
Length	92 mm (3.62")
Weight	215 g (0.47 lb)
Minimum Mechanical Lifetime (10 ⁸ revolutions with Fa/Fr)	430 (20 N / 40 N), 150 (40 N / 60 N), 100 (40 N / 80 N), 55 (40 N / 110 N)

Electrical Connection

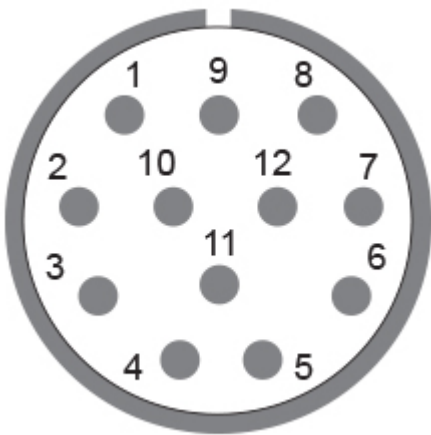
Connection Orientation	Radial
Connector	M23, Male, 12 pin, CCW / left

Certification

Approval	CE + cULus
----------	------------

Product Life Cycle

Product Life Cycle	Established
--------------------	-------------



Connection Plan

SIGNAL	PIN NUMBER
Power Supply	12
GND	10
A	5
/A	6
B	8
/B	1



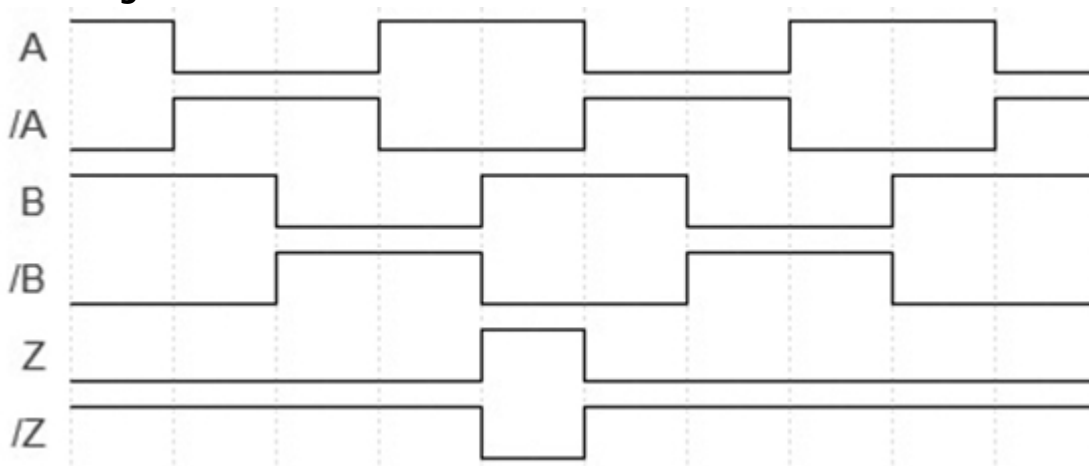
POSITAL

FRABA

Z	3
/Z	4
Shielding	Connector housing

Connector-View on Encoder

Pulse Diagram



Rotation Clockwise (seen on shaft)

Dimensional Drawing

[2D Drawing](#)

Accessories

Configuration/Programming Tools

UBIFAST Configuration Tool

Connectors & Cables

10m PVC Cable, 12pin, Clockwise, f

15m PVC Cable, 12pin, Clockwise, f

1m PVC Cable, 12pin, Clockwise, f

20m PVC Cable, 12pin, Clockwise, f

5m PVC Cable, 12pin, Clockwise, f

30m PVC Cable, 12pin, Clockwise, f

2m PVC Cable, 12pin, Clockwise, f

M23, 12pin Clockwise, Female

More

Couplings

Coupling Disc Type-10-12

Data Sheet

Printed at 13-05-2021 07:05



POSITAL

FRABA

Coupling Bellow Type-10-10

Coupling Bellow Type-06-10

Coupling Bellow Type-08-10

Coupling Bellow Type-10-12

Coupling Bellow Type-10-(1/4")

Coupling Bellow Type-10-(3/8")

Coupling Jaw Type-06-10

Coupling Jaw Type-08-10

Coupling Jaw Type-10-12

Coupling Jaw Type-10-(1/4")

Coupling Jaw Type-10-(3/8")

Coupling Jaw Type-10-10

Coupling Disc Type-06-10

Coupling Disc Type-10-10

More

Measuring Wheels

Measuring Wheels 200mm-Knurled Alu Surface

Measuring Wheels 200mm-Smooth PUR Surface

Measuring Wheels 200mm-Studded PUR Surface

Measuring Wheels 200mm-Corrugated PUR Surface

Measuring Wheels 500mm-Knurling Alu Surface

Measuring Wheels 500mm-Smooth PUR Surface

Measuring Wheels 500mm-Studded PUR Surface

Measuring Wheels 500mm-Corrugated PUR Surface

More

Adapter Flanges

Mounting Bracket for Clamping Flange w/ fixtures

L Mounting Bracket w/ screws

Mounting Bracket Spring Loaded f. Clamping Flange

Spring Loaded Pivot Arm 58mm

More

Displays

AP20-00 Counter

AP20-D0 Counter (4 dig. o/p)

AP20-0A Counter (analog o/p)

AP20-DA Counter (4 dig. + analog o/p)

DiMod Counter (Relay o/p)

More

Clamping Rings

Clamp Disc w/ Eccentric Hole-4pcs

Data Sheet

Printed at 13-05-2021 07:05



POSITAL

FRABA

Clamp Disc w/ Centred Hole-4pcs

Got questions? Need an individual solution? We are here to help!



Contact Us

The picture and drawing are for general presentation purposes only. Please refer to the "Download" section for detailed technical drawings. All dimension in [inch] mm. © FRABA B.V., All rights reserved. We do not assume responsibility for technical inaccuracies or omissions. Specifications are subject to change without notice.